US BioTek LABORATORIES

240 Food Panel: IgA/IgG/IgG4/C3d

CLIA #: 50D0965661 CAP accredited

Complete Report

Provider: _____
Patient: _____-_____
Accession #: 000000000000000
Collected:

Sex:
Age:
Received:

Sample Type: Serum
Date of Birth:
Completed:

IgA
IgG
IgG4
C3d (−) (+)

ADDITIONAL INFORMATION:

Dairy

Bovine-derived unless specified

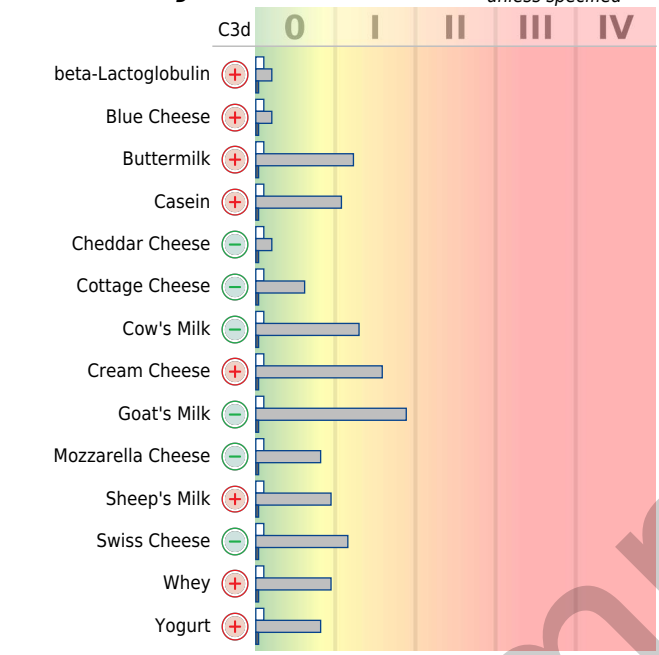

Nuts/Seeds



Legumes

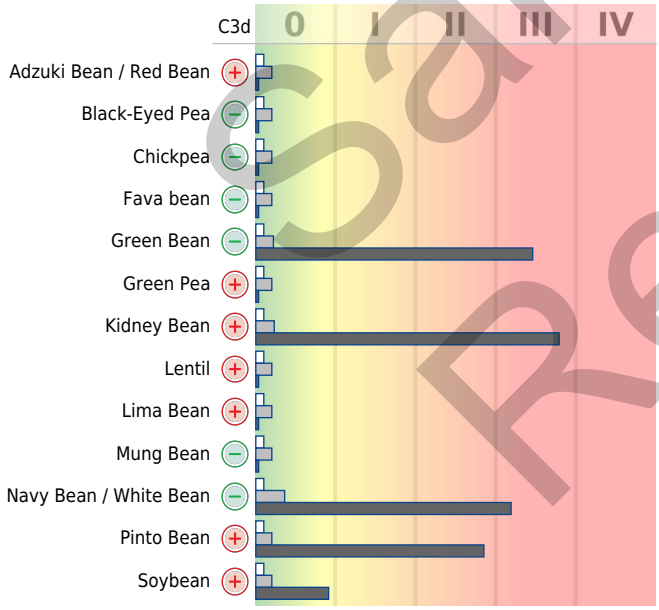

Eggs

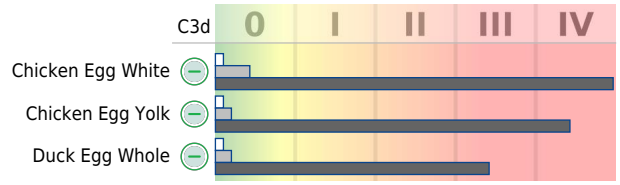

Sample Report

© US BioTek Laboratories

Reaction Class

Director: Jillian Harrington, PhD, HCLD (ABB)

0	I	II	III	IV
Very Low	Low	Moderate	High	Very High

US BioTek Laboratories' proprietary ELISA analyses are designed to assay specific IgG (subclasses 1, 2, 3, 4) and IgA (subclasses 1, 2) antibodies. The classification of 0 to IV denotes the level of IgG and/or IgA antibodies detected through spectrophotometric analysis. C3d is a qualitative procedure to detect presence (positive/negative) of complement C3d on IgG. The antigens on the panel are subject to change without prior notice. Reference ranges are updated periodically. This test was developed and its performance characteristics determined by US BioTek Laboratories, LLC, 16020 Linden Ave N, Shoreline, WA 98133, USA. Test methodology has not been cleared or approved by the U.S. Food and Drug Administration.

US BioTek LABORATORIES

240 Food Panel: IgA/IgG/IgG4/C3d

CLIA #: 50D0965661 CAP accredited

Complete Report

Provider: _____
Patient: _____-_____
Accession #: 000000000000000
Collected:

Sex:
Age:
Received:

Completed:

IgA
IgG
IgG4
C3d

ADDITIONAL INFORMATION: here's a dag nab comment and such
ya know whatta mean, Vern?

Fruits

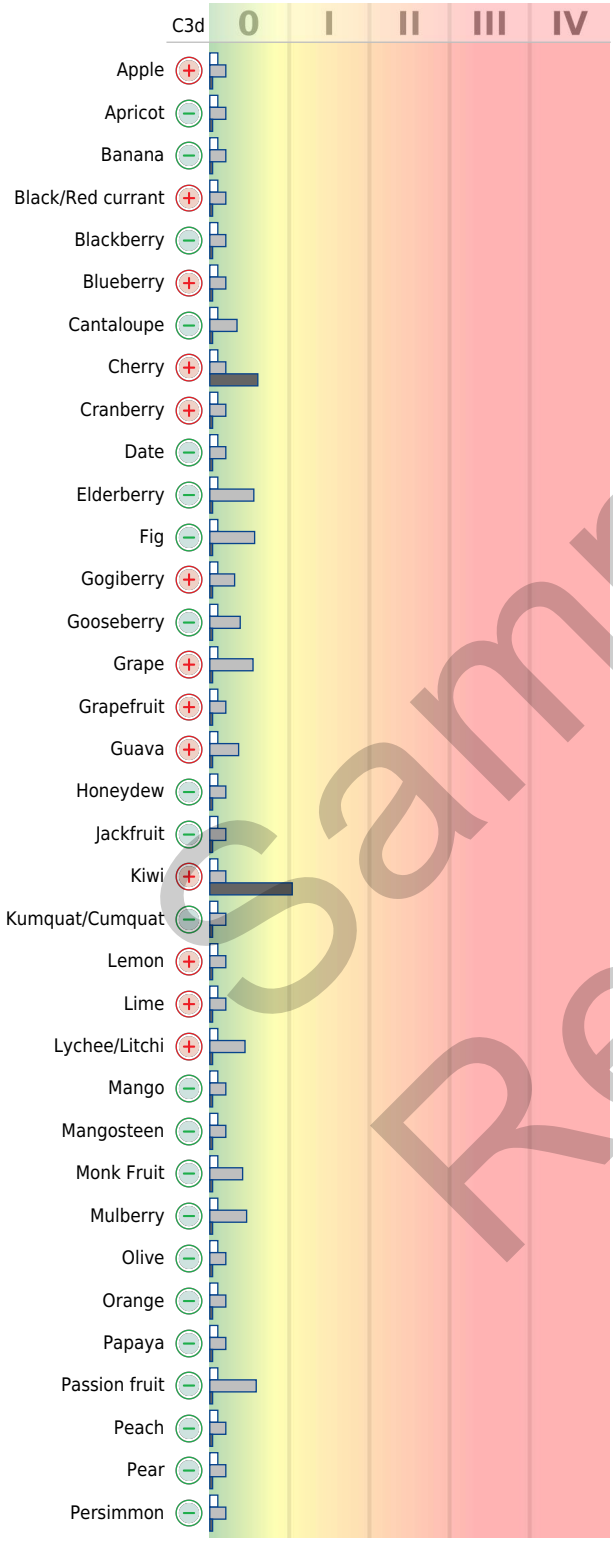

Vegetables

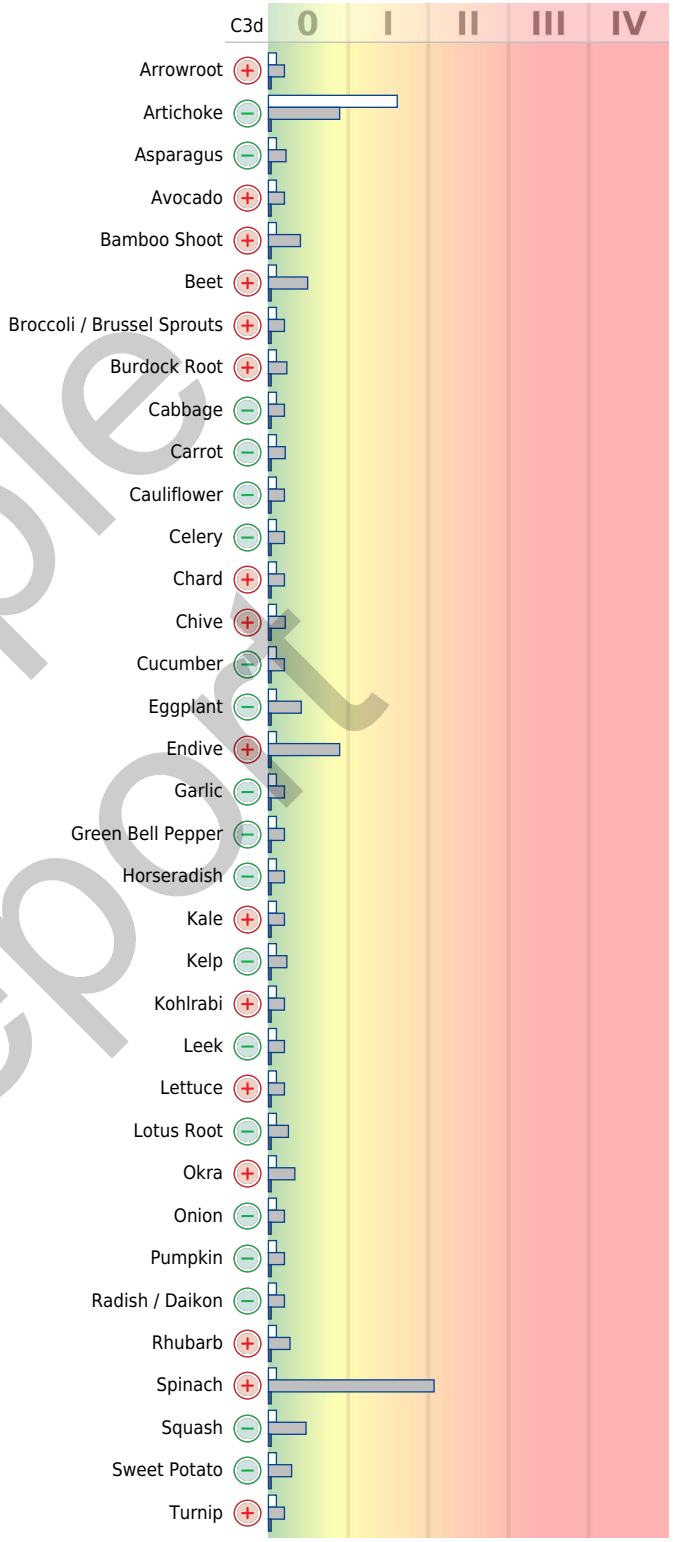

Sample Report

© US BioTek Laboratories

Reaction Class

Director: Jillian Harrington, PhD, HCLD (ABB)

0	I	II	III	IV
Very Low	Low	Moderate	High	Very High

US BioTek Laboratories' proprietary ELISA analyses are designed to assay specific IgG (subclasses 1, 2, 3, 4) and IgA (subclasses 1, 2) antibodies. The classification of 0 to IV denotes the level of IgG and/or IgA antibodies detected through spectrophotometric analysis. C3d is a qualitative procedure to detect presence (positive/negative) of complement C3d on IgG. The antigens on the panel are subject to change without prior notice. Reference ranges are updated periodically. This test was developed and its performance characteristics determined by US BioTek Laboratories, LLC, 16020 Linden Ave N, Shoreline, WA 98133, USA. Test methodology has not been cleared or approved by the U.S. Food and Drug Administration.

US BioTek LABORATORIES

240 Food Panel: IgA/IgG/IgG4/C3d

CLIA #: 50D0965661 CAP accredited

Complete Report

Provider: _____
Patient: _____-_____
Accession #: 000000000000000
Collected:

Sex:
Age:
Received:

Completed:

IgA
IgG
IgG4
C3d

ADDITIONAL INFORMATION: here's a dag nab comment and such
ya know whatta mean, Vern?

Fruits (Continued)



Vegetables (Continued)

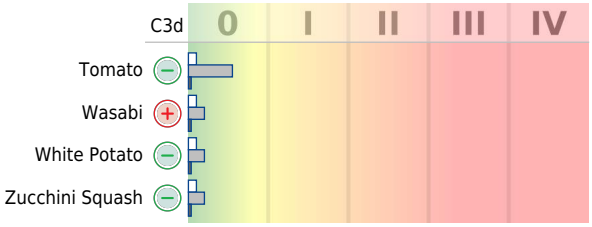

Miscellaneous

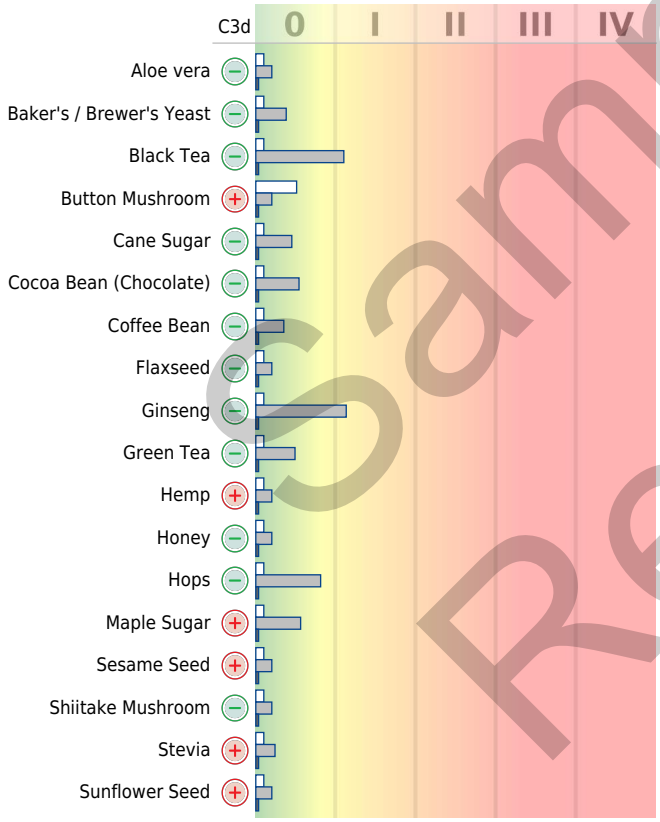

Herbs/Spices

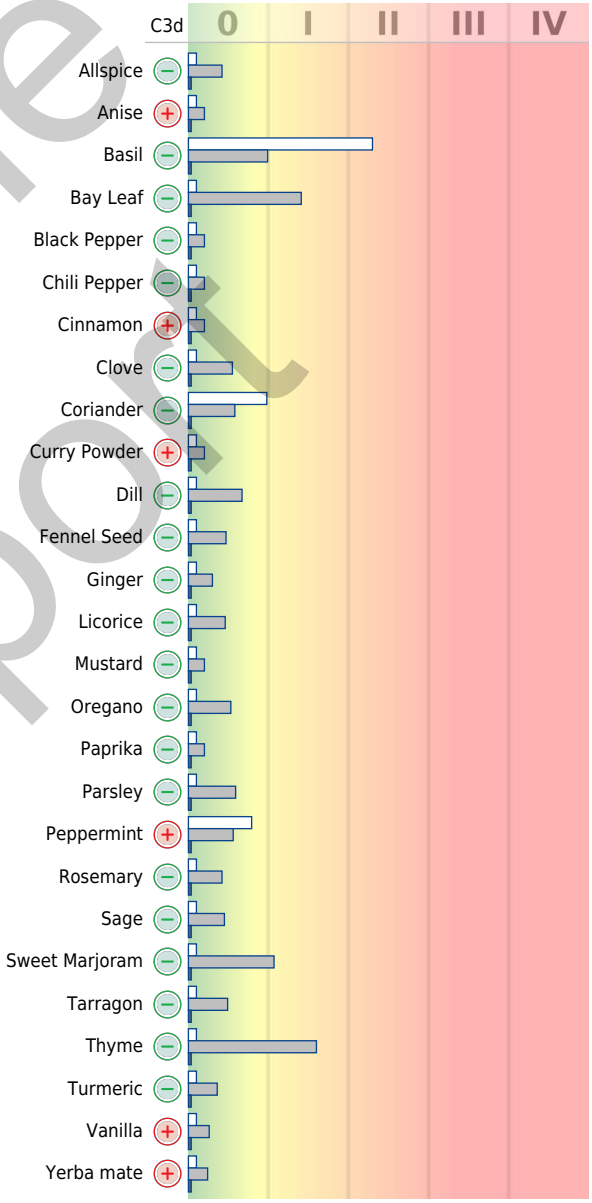

Candida Screen

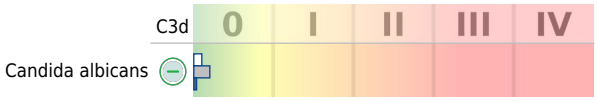

Sample Report

© US BioTek Laboratories

Reaction Class

Director: Jillian Harrington, PhD, HCLD (ABB)

0	I	II	III	IV
Very Low	Low	Moderate	High	Very High

US BioTek Laboratories' proprietary ELISA analyses are designed to assay specific IgG (subclasses 1, 2, 3, 4) and IgA (subclasses 1, 2) antibodies. The classification of 0 to IV denotes the level of IgG and/or IgA antibodies detected through spectrophotometric analysis. C3d is a qualitative procedure to detect presence (positive/negative) of complement C3d on IgG. The antigens on the panel are subject to change without prior notice. Reference ranges are updated periodically. This test was developed and its performance characteristics determined by US BioTek Laboratories, LLC, 16020 Linden Ave N, Shoreline, WA 98133, USA. Test methodology has not been cleared or approved by the U.S. Food and Drug Administration.

US BioTek LABORATORIES

240 Food Panel: IgA/IgG/IgG4/C3d

CLIA #: 50D0965661 CAP accredited

Complete Report

Provider: _____
Patient: _____-_____
Accession #: 000000000000000
Collected:

Sex:
Age:
Received:

Completed:

IgA
IgG
IgG4
C3d ⊖ ⊕

ADDITIONAL INFORMATION: here's a dag nab comment and such
ya know whatta mean, Vern?

Grains

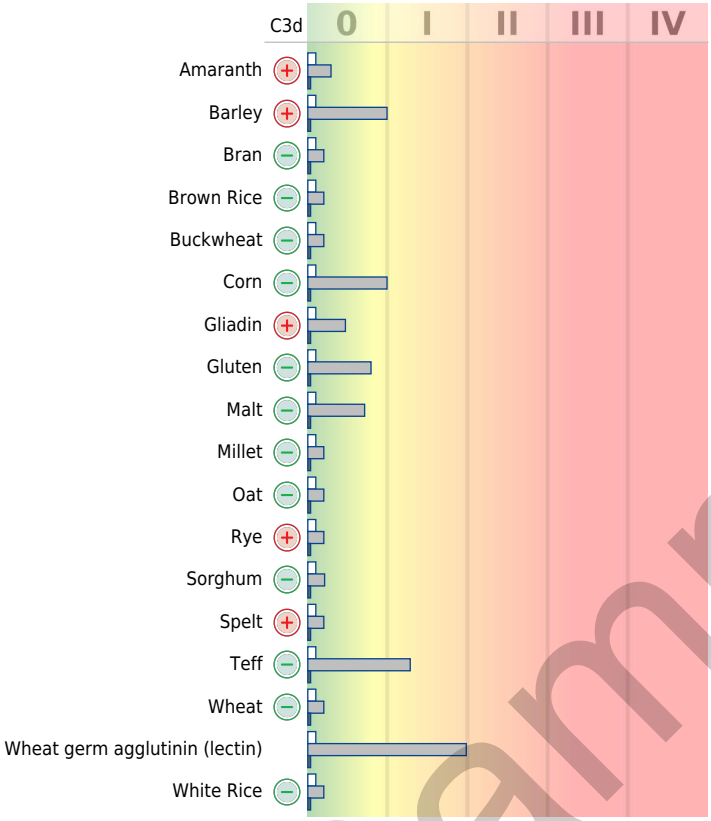

Meat/Poultry



Fish/Crustacea/Mollusk

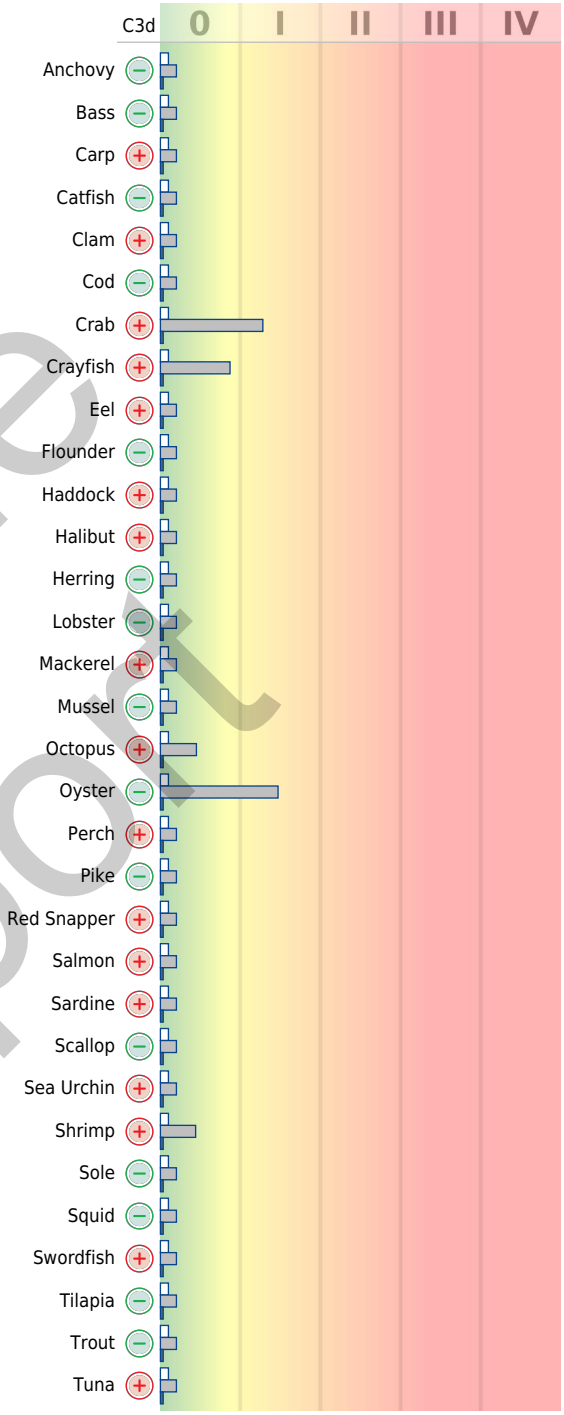

Sample Report

© US BioTek Laboratories

Reaction Class

Director: Jillian Harrington, PhD, HCLD (ABB)

0	I	II	III	IV
Very Low	Low	Moderate	High	Very High

US BioTek Laboratories' proprietary ELISA analyses are designed to assay specific IgG (subclasses 1, 2, 3, 4) and IgA (subclasses 1, 2) antibodies. The classification of 0 to IV denotes the level of IgG and/or IgA antibodies detected through spectrophotometric analysis. C3d is a qualitative procedure to detect presence (positive/negative) of complement C3d on IgG. The antigens on the panel are subject to change without prior notice. Reference ranges are updated periodically. This test was developed and its performance characteristics determined by US BioTek Laboratories, LLC, 16020 Linden Ave N, Shoreline, WA 98133, USA. Test methodology has not been cleared or approved by the U.S. Food and Drug Administration.

US BioTek LABORATORIES

240 Food Panel: IgA/IgG/IgG4/C3d

CLIA #: 50D0965661 CAP accredited

Complete Report

Provider: _____
Patient: _____-_____
Accession #: 000000000000000
Collected:

Sex:
Age:
Received:

Completed:

IgA
IgG
IgG4
C3d

Candida Screen

Antigen Name	Analyte	Class	Value	Very Low Range
Candida albicans	IgA	Very Low	0.00 mg/L	<2.75 mg/L
Candida albicans	IgG	Very Low	2.58 mg/L	<25 mg/L
Candida albicans	IgG4	Very Low	0.00 mg/L	<1.2 mg/L
Candida albicans	C3d	Negative		

Dairy

Antigen Name	Analyte	Class	Value	Very Low Range
beta-Lactoglobulin	IgA	Very Low	0.00 mg/L	<1.95 mg/L
beta-Lactoglobulin	IgG	Very Low	0.00 mg/L	<2 mg/L
beta-Lactoglobulin	IgG4	Very Low	0.00 mg/L	<1.2 mg/L
beta-Lactoglobulin	C3d	Positive		
Blue Cheese	IgA	Very Low	0.00 mg/L	<1.95 mg/L
Blue Cheese	IgG	Very Low	0.20 mg/L	<2 mg/L
Blue Cheese	IgG4	Very Low	0.00 mg/L	<1.2 mg/L
Blue Cheese	C3d	Positive		
Buttermilk	IgA	Very Low	0.00 mg/L	<1.95 mg/L
Buttermilk	IgG	Low	2.68 mg/L	<2 mg/L
Buttermilk	IgG4	Very Low	0.00 mg/L	<1.2 mg/L
Buttermilk	C3d	Positive		
Casein	IgA	Very Low	0.00 mg/L	<1.95 mg/L
Casein	IgG	Low	2.15 mg/L	<2 mg/L
Casein	IgG4	Very Low	0.00 mg/L	<1.2 mg/L
Casein	C3d	Positive		
Cheddar Cheese	IgA	Very Low	0.00 mg/L	<1.95 mg/L
Cheddar Cheese	IgG	Very Low	0.30 mg/L	<2 mg/L
Cheddar Cheese	IgG4	Very Low	0.00 mg/L	<1.2 mg/L
Cheddar Cheese	C3d	Negative		
Cottage Cheese	IgA	Very Low	0.00 mg/L	<1.95 mg/L
Cottage Cheese	IgG	Very Low	2.45 mg/L	<4 mg/L
Cottage Cheese	IgG4	Very Low	0.00 mg/L	<1.2 mg/L
Cottage Cheese	C3d	Negative		
Cow's Milk	IgA	Very Low	0.00 mg/L	<1.95 mg/L
Cow's Milk	IgG	Low	2.59 mg/L	<2 mg/L
Cow's Milk	IgG4	Very Low	0.00 mg/L	<1.2 mg/L
Cow's Milk	C3d	Negative		
Cream Cheese	IgA	Very Low	0.00 mg/L	<1.95 mg/L
Cream Cheese	IgG	Low	3.76 mg/L	<2 mg/L
Cream Cheese	IgG4	Very Low	0.00 mg/L	<1.2 mg/L
Cream Cheese	C3d	Positive		
Goat's Milk	IgA	Very Low	0.00 mg/L	<1.95 mg/L
Goat's Milk	IgG	Low	3.77 mg/L	<2 mg/L
Goat's Milk	IgG4	Very Low	0.00 mg/L	<1.2 mg/L
Goat's Milk	C3d	Negative		
Mozzarella Cheese	IgA	Very Low	0.00 mg/L	<1.95 mg/L
Mozzarella Cheese	IgG	Very Low	1.62 mg/L	<2 mg/L
Mozzarella Cheese	IgG4	Very Low	0.00 mg/L	<1.2 mg/L
Mozzarella Cheese	C3d	Negative		
Sheep's Milk	IgA	Very Low	0.00 mg/L	<1.95 mg/L
Sheep's Milk	IgG	Very Low	1.88 mg/L	<2 mg/L
Sheep's Milk	IgG4	Very Low	0.00 mg/L	<1.2 mg/L
Sheep's Milk	C3d	Positive		
Swiss Cheese	IgA	Very Low	0.00 mg/L	<1.95 mg/L
Swiss Cheese	IgG	Low	2.30 mg/L	<2 mg/L
Swiss Cheese	IgG4	Very Low	0.00 mg/L	<1.2 mg/L
Swiss Cheese	C3d	Negative		
Whey	IgA	Very Low	0.00 mg/L	<1.95 mg/L
Whey	IgG	Very Low	1.88 mg/L	<2 mg/L
Whey	IgG4	Very Low	0.00 mg/L	<1.2 mg/L
Whey	C3d	Positive		
Yogurt	IgA	Very Low	0.00 mg/L	<1.95 mg/L

Dairy (Continued)

Antigen Name	Analyte	Class	Value	Very Low Range
Yogurt	IgG	Very Low	1.62 mg/L	<2 mg/L
Yogurt	IgG4	Very Low	0.00 mg/L	<1.2 mg/L
Yogurt	C3d	Positive		

Eggs

Antigen Name	Analyte	Class	Value	Very Low Range
Chicken Egg White	IgA	Very Low	0.00 mg/L	<1.95 mg/L
Chicken Egg White	IgG	Very Low	0.87 mg/L	<2 mg/L
Chicken Egg White	IgG4	Very High	39.37 mg/L	<1.2 mg/L
Chicken Egg White	C3d	Negative		
Chicken Egg Yolk	IgA	Very Low	0.00 mg/L	<1.95 mg/L
Chicken Egg Yolk	IgG	Very Low	0.36 mg/L	<2 mg/L
Chicken Egg Yolk	IgG4	Very High	28.02 mg/L	<1.2 mg/L
Chicken Egg Yolk	C3d	Negative		
Duck Egg Whole	IgA	Very Low	0.00 mg/L	<1.95 mg/L
Duck Egg Whole	IgG	Very Low	0.00 mg/L	<2 mg/L
Duck Egg Whole	IgG4	High	13.38 mg/L	<1.2 mg/L
Duck Egg Whole	C3d	Negative		

Fish/Crustacea/Mollusk

Antigen Name	Analyte	Class	Value	Very Low Range
Anchovy	IgA	Very Low	0.00 mg/L	<1.95 mg/L
Anchovy	IgG	Very Low	0.00 mg/L	<2 mg/L
Anchovy	IgG4	Very Low	0.00 mg/L	<1.2 mg/L
Anchovy	C3d	Negative		
Bass	IgA	Very Low	0.00 mg/L	<1.95 mg/L
Bass	IgG	Very Low	0.00 mg/L	<2 mg/L
Bass	IgG4	Very Low	0.00 mg/L	<1.2 mg/L
Bass	C3d	Negative		
Carp	IgA	Very Low	0.00 mg/L	<1.95 mg/L
Carp	IgG	Very Low	0.41 mg/L	<2 mg/L
Carp	IgG4	Very Low	0.00 mg/L	<1.2 mg/L
Carp	C3d	Positive		
Catfish	IgA	Very Low	0.00 mg/L	<1.95 mg/L
Catfish	IgG	Very Low	0.01 mg/L	<2 mg/L
Catfish	IgG4	Very Low	0.00 mg/L	<1.2 mg/L
Catfish	C3d	Negative		
Clam	IgA	Very Low	0.00 mg/L	<1.95 mg/L
Clam	IgG	Very Low	0.06 mg/L	<2 mg/L
Clam	IgG4	Very Low	0.00 mg/L	<1.2 mg/L
Clam	C3d	Positive		
Cod	IgA	Very Low	0.00 mg/L	<1.95 mg/L
Cod	IgG	Very Low	0.28 mg/L	<3 mg/L
Cod	IgG4	Very Low	0.00 mg/L	<1.2 mg/L
Cod	C3d	Negative		
Crab	IgA	Very Low	0.00 mg/L	<1.95 mg/L
Crab	IgG	Low	2.57 mg/L	<2 mg/L
Crab	IgG4	Very Low	0.00 mg/L	<1.2 mg/L
Crab	C3d	Positive		
Crayfish	IgA	Very Low	0.00 mg/L	<1.95 mg/L
Crayfish	IgG	Very Low	3.48 mg/L	<4 mg/L
Crayfish	IgG4	Very Low	0.00 mg/L	<1.2 mg/L
Crayfish	C3d	Positive		
Eel	IgA	Very Low	0.00 mg/L	<1.95 mg/L
Eel	IgG	Very Low	0.00 mg/L	<2 mg/L
Eel	IgG4	Very Low	0.00 mg/L	<1.2 mg/L
Eel	C3d	Positive		
Flounder	IgA	Very Low	0.00 mg/L	<1.95 mg/L
Flounder	IgG	Very Low	0.00 mg/L	<2 mg/L
Flounder	IgG4	Very Low	0.00 mg/L	<1.2 mg/L

Sample Report

US BioTek Laboratories' proprietary ELISA analyses are designed to assay specific IgG (subclasses 1, 2, 3, 4) and IgA (subclasses 1, 2) antibodies. The classification of 0 to IV denotes the level of IgG and/or IgA antibodies detected through spectrophotometric analysis. C3d is a qualitative procedure to detect presence (positive/negative) of complement C3d on IgG. The antigens on the panel are subject to change without prior notice. Reference ranges are updated periodically. This test was developed and its performance characteristics determined by US BioTek Laboratories, LLC, 16020 Linden Ave N, Shoreline, WA 98133, USA. Test methodology has not been cleared or approved by the U.S. Food and Drug Administration.

Provider: _____
Patient: _____-_____
Accession #: 000000000000000
Collected:

Sex:
Age:
Received:

Completed:

IgA
IgG
IgG4
C3d ⊖ ⊕

Fish/Crustacea/Mollusk (Continued)

Antigen Name	Analyte	Class	Value	Very Low Range
Flounder	C3d	Negative		
Haddock	IgA	Very Low	0.00 mg/L	<1.95 mg/L
Haddock	IgG	Very Low	0.00 mg/L	<2 mg/L
Haddock	IgG4	Very Low	0.00 mg/L	<1.2 mg/L
Haddock	C3d	Positive		
Halibut	IgA	Very Low	0.00 mg/L	<1.95 mg/L
Halibut	IgG	Very Low	0.00 mg/L	<2 mg/L
Halibut	IgG4	Very Low	0.00 mg/L	<1.2 mg/L
Halibut	C3d	Positive		
Herring	IgA	Very Low	0.00 mg/L	<1.95 mg/L
Herring	IgG	Very Low	0.00 mg/L	<2 mg/L
Herring	IgG4	Very Low	0.00 mg/L	<1.2 mg/L
Herring	C3d	Negative		
Lobster	IgA	Very Low	0.00 mg/L	<1.95 mg/L
Lobster	IgG	Very Low	0.00 mg/L	<2 mg/L
Lobster	IgG4	Very Low	0.00 mg/L	<1.2 mg/L
Lobster	C3d	Negative		
Mackerel	IgA	Very Low	0.00 mg/L	<1.95 mg/L
Mackerel	IgG	Very Low	0.00 mg/L	<2 mg/L
Mackerel	IgG4	Very Low	0.00 mg/L	<1.2 mg/L
Mackerel	C3d	Positive		
Mussel	IgA	Very Low	0.00 mg/L	<1.95 mg/L
Mussel	IgG	Very Low	0.00 mg/L	<2 mg/L
Mussel	IgG4	Very Low	0.00 mg/L	<1.2 mg/L
Mussel	C3d	Negative		
Octopus	IgA	Very Low	0.00 mg/L	<1.95 mg/L
Octopus	IgG	Very Low	0.91 mg/L	<2 mg/L
Octopus	IgG4	Very Low	0.00 mg/L	<1.2 mg/L
Octopus	C3d	Positive		
Oyster	IgA	Very Low	0.00 mg/L	<1.95 mg/L
Oyster	IgG	Low	19.80 mg/L	<16 mg/L
Oyster	IgG4	Very Low	0.00 mg/L	<1.2 mg/L
Oyster	C3d	Negative		
Perch	IgA	Very Low	0.00 mg/L	<1.95 mg/L
Perch	IgG	Very Low	0.00 mg/L	<2 mg/L
Perch	IgG4	Very Low	0.00 mg/L	<1.2 mg/L
Perch	C3d	Positive		
Pike	IgA	Very Low	0.00 mg/L	<1.95 mg/L
Pike	IgG	Very Low	0.00 mg/L	<2 mg/L
Pike	IgG4	Very Low	0.00 mg/L	<1.2 mg/L
Pike	C3d	Negative		
Red Snapper	IgA	Very Low	0.00 mg/L	<1.95 mg/L
Red Snapper	IgG	Very Low	0.00 mg/L	<2 mg/L
Red Snapper	IgG4	Very Low	0.00 mg/L	<1.2 mg/L
Red Snapper	C3d	Positive		
Salmon	IgA	Very Low	0.00 mg/L	<1.95 mg/L
Salmon	IgG	Very Low	0.00 mg/L	<2 mg/L
Salmon	IgG4	Very Low	0.00 mg/L	<1.2 mg/L
Salmon	C3d	Positive		
Sardine	IgA	Very Low	0.00 mg/L	<1.95 mg/L
Sardine	IgG	Very Low	0.00 mg/L	<2 mg/L
Sardine	IgG4	Very Low	0.00 mg/L	<1.2 mg/L
Sardine	C3d	Positive		
Scallop	IgA	Very Low	0.00 mg/L	<1.95 mg/L
Scallop	IgG	Very Low	0.00 mg/L	<2 mg/L
Scallop	IgG4	Very Low	0.00 mg/L	<1.2 mg/L
Scallop	C3d	Negative		
Sea Urchin	IgA	Very Low	0.00 mg/L	<1.95 mg/L
Sea Urchin	IgG	Very Low	0.00 mg/L	<2 mg/L
Sea Urchin	IgG4	Very Low	0.00 mg/L	<1.2 mg/L

Fish/Crustacea/Mollusk (Continued)

Antigen Name	Analyte	Class	Value	Very Low Range
Sea Urchin	C3d	Positive		
Shrimp	IgA	Very Low	0.00 mg/L	<1.95 mg/L
Shrimp	IgG	Very Low	0.88 mg/L	<2 mg/L
Shrimp	IgG4	Very Low	0.00 mg/L	<1.2 mg/L
Shrimp	C3d	Positive		
Sole	IgA	Very Low	0.00 mg/L	<1.95 mg/L
Sole	IgG	Very Low	0.00 mg/L	<2 mg/L
Sole	IgG4	Very Low	0.00 mg/L	<1.2 mg/L
Sole	C3d	Negative		
Squid	IgA	Very Low	0.00 mg/L	<1.95 mg/L
Squid	IgG	Very Low	0.00 mg/L	<2 mg/L
Squid	IgG4	Very Low	0.00 mg/L	<1.2 mg/L
Squid	C3d	Negative		
Swordfish	IgA	Very Low	0.00 mg/L	<1.95 mg/L
Swordfish	IgG	Very Low	0.00 mg/L	<2 mg/L
Swordfish	IgG4	Very Low	0.00 mg/L	<1.2 mg/L
Swordfish	C3d	Positive		
Tilapia	IgA	Very Low	0.00 mg/L	<1.95 mg/L
Tilapia	IgG	Very Low	0.00 mg/L	<2 mg/L
Tilapia	IgG4	Very Low	0.00 mg/L	<1.2 mg/L
Tilapia	C3d	Negative		
Trout	IgA	Very Low	0.00 mg/L	<1.95 mg/L
Trout	IgG	Very Low	0.00 mg/L	<2 mg/L
Trout	IgG4	Very Low	0.00 mg/L	<1.2 mg/L
Trout	C3d	Negative		
Tuna	IgA	Very Low	0.00 mg/L	<1.95 mg/L
Tuna	IgG	Very Low	0.00 mg/L	<2 mg/L
Tuna	IgG4	Very Low	0.00 mg/L	<1.2 mg/L
Tuna	C3d	Positive		

Fruits

Antigen Name	Analyte	Class	Value	Very Low Range
Apple	IgA	Very Low	0.00 mg/L	<1.95 mg/L
Apple	IgG	Very Low	0.00 mg/L	<2 mg/L
Apple	IgG4	Very Low	0.00 mg/L	<1.2 mg/L
Apple	C3d	Positive		
Apricot	IgA	Very Low	0.00 mg/L	<1.95 mg/L
Apricot	IgG	Very Low	0.00 mg/L	<2 mg/L
Apricot	IgG4	Very Low	0.00 mg/L	<1.2 mg/L
Apricot	C3d	Negative		
Banana	IgA	Very Low	0.00 mg/L	<1.95 mg/L
Banana	IgG	Very Low	0.00 mg/L	<6 mg/L
Banana	IgG4	Very Low	0.00 mg/L	<1.2 mg/L
Banana	C3d	Negative		
Black/Red currant	IgA	Very Low	0.00 mg/L	<1.95 mg/L
Black/Red currant	IgG	Very Low	0.00 mg/L	<2 mg/L
Black/Red currant	IgG4	Very Low	0.00 mg/L	<1.2 mg/L
Black/Red currant	C3d	Positive		
Blackberry	IgA	Very Low	0.00 mg/L	<1.95 mg/L
Blackberry	IgG	Very Low	0.00 mg/L	<2 mg/L
Blackberry	IgG4	Very Low	0.00 mg/L	<1.2 mg/L
Blackberry	C3d	Negative		
Blueberry	IgA	Very Low	0.00 mg/L	<1.95 mg/L
Blueberry	IgG	Very Low	0.00 mg/L	<3 mg/L
Blueberry	IgG4	Very Low	0.00 mg/L	<1.2 mg/L
Blueberry	C3d	Positive		
Cantaloupe	IgA	Very Low	0.00 mg/L	<1.95 mg/L
Cantaloupe	IgG	Very Low	4.17 mg/L	<12 mg/L
Cantaloupe	IgG4	Very Low	0.00 mg/L	<1.2 mg/L
Cantaloupe	C3d	Negative		

Sample Report

US BioTek Laboratories' proprietary ELISA analyses are designed to assay specific IgG (subclasses 1, 2, 3, 4) and IgA (subclasses 1, 2) antibodies. The classification of 0 to IV denotes the level of IgG and/or IgA antibodies detected through spectrophotometric analysis. C3d is a qualitative procedure to detect presence (positive/negative) of complement C3d on IgG. The antigens on the panel are subject to change without prior notice. Reference ranges are updated periodically. This test was developed and its performance characteristics determined by US BioTek Laboratories, LLC, 16020 Linden Ave N, Shoreline, WA 98133, USA. Test methodology has not been cleared or approved by the U.S. Food and Drug Administration.

Provider: _____
Patient: _____-_____
Accession #: 000000000000000
Collected:

Sex:
Age:
Received:

Completed:

IgA
IgG
IgG4
C3d ⊖ ⊕

Fruits (Continued)

Antigen Name	Analyte	Class	Value	Very Low Range
Cherry	IgA	Very Low	0.00 mg/L	<1.95 mg/L
Cherry	IgG	Very Low	0.00 mg/L	<2 mg/L
Cherry	IgG4	Very Low	0.73 mg/L	<1.2 mg/L
Cherry	C3d	Positive		
Cranberry	IgA	Very Low	0.00 mg/L	<1.95 mg/L
Cranberry	IgG	Very Low	0.00 mg/L	<2 mg/L
Cranberry	IgG4	Very Low	0.00 mg/L	<1.2 mg/L
Cranberry	C3d	Positive		
Date	IgA	Very Low	0.00 mg/L	<1.95 mg/L
Date	IgG	Very Low	0.00 mg/L	<5 mg/L
Date	IgG4	Very Low	0.00 mg/L	<1.2 mg/L
Date	C3d	Negative		
Elderberry	IgA	Very Low	0.00 mg/L	<1.95 mg/L
Elderberry	IgG	Very Low	2.48 mg/L	<4.5 mg/L
Elderberry	IgG4	Very Low	0.00 mg/L	<1.2 mg/L
Elderberry	C3d	Negative		
Fig	IgA	Very Low	0.00 mg/L	<1.95 mg/L
Fig	IgG	Very Low	5.65 mg/L	<10 mg/L
Fig	IgG4	Very Low	0.00 mg/L	<1.2 mg/L
Fig	C3d	Negative		
Gogiberry	IgA	Very Low	0.00 mg/L	<1.95 mg/L
Gogiberry	IgG	Very Low	0.78 mg/L	<2.5 mg/L
Gogiberry	IgG4	Very Low	0.00 mg/L	<1.2 mg/L
Gogiberry	C3d	Positive		
Gooseberry	IgA	Very Low	0.00 mg/L	<1.95 mg/L
Gooseberry	IgG	Very Low	3.86 mg/L	<10 mg/L
Gooseberry	IgG4	Very Low	0.00 mg/L	<1.2 mg/L
Gooseberry	C3d	Negative		
Grape	IgA	Very Low	0.00 mg/L	<1.95 mg/L
Grape	IgG	Very Low	2.74 mg/L	<5 mg/L
Grape	IgG4	Very Low	0.00 mg/L	<1.2 mg/L
Grape	C3d	Positive		
Grapefruit	IgA	Very Low	0.00 mg/L	<1.95 mg/L
Grapefruit	IgG	Very Low	0.00 mg/L	<2 mg/L
Grapefruit	IgG4	Very Low	0.00 mg/L	<1.2 mg/L
Grapefruit	C3d	Positive		
Guava	IgA	Very Low	0.00 mg/L	<1.95 mg/L
Guava	IgG	Very Low	1.47 mg/L	<2 mg/L
Guava	IgG4	Very Low	0.00 mg/L	<1.2 mg/L
Guava	C3d	Positive		
Honeydew	IgA	Very Low	0.00 mg/L	<1.95 mg/L
Honeydew	IgG	Very Low	0.00 mg/L	<2 mg/L
Honeydew	IgG4	Very Low	0.00 mg/L	<1.2 mg/L
Honeydew	C3d	Negative		
Jackfruit	IgA	Very Low	0.00 mg/L	<1.95 mg/L
Jackfruit	IgG	Very Low	0.00 mg/L	<2 mg/L
Jackfruit	IgG4	Very Low	0.00 mg/L	<1.2 mg/L
Jackfruit	C3d	Negative		
Kiwi	IgA	Very Low	0.00 mg/L	<1.95 mg/L
Kiwi	IgG	Very Low	0.43 mg/L	<4 mg/L
Kiwi	IgG4	Low	1.32 mg/L	<1.2 mg/L
Kiwi	C3d	Positive		
Kumquat/Cumquat	IgA	Very Low	0.00 mg/L	<1.95 mg/L
Kumquat/Cumquat	IgG	Very Low	0.00 mg/L	<4 mg/L
Kumquat/Cumquat	IgG4	Very Low	0.00 mg/L	<1.2 mg/L
Kumquat/Cumquat	C3d	Negative		
Lemon	IgA	Very Low	0.00 mg/L	<1.95 mg/L
Lemon	IgG	Very Low	0.00 mg/L	<2 mg/L
Lemon	IgG4	Very Low	0.00 mg/L	<1.2 mg/L
Lemon	C3d	Positive		

Fruits (Continued)

Antigen Name	Analyte	Class	Value	Very Low Range
Lime	IgA	Very Low	0.00 mg/L	<1.95 mg/L
Lime	IgG	Very Low	0.00 mg/L	<4 mg/L
Lime	IgG4	Very Low	0.00 mg/L	<1.2 mg/L
Lime	C3d	Positive		
Lychee/Litchi	IgA	Very Low	0.00 mg/L	<1.95 mg/L
Lychee/Litchi	IgG	Very Low	2.21 mg/L	<5 mg/L
Lychee/Litchi	IgG4	Very Low	0.00 mg/L	<1.2 mg/L
Lychee/Litchi	C3d	Positive		
Mango	IgA	Very Low	0.00 mg/L	<1.95 mg/L
Mango	IgG	Very Low	0.00 mg/L	<2 mg/L
Mango	IgG4	Very Low	0.00 mg/L	<1.2 mg/L
Mango	C3d	Negative		
Mangosteen	IgA	Very Low	0.00 mg/L	<1.95 mg/L
Mangosteen	IgG	Very Low	0.00 mg/L	<2 mg/L
Mangosteen	IgG4	Very Low	0.00 mg/L	<1.2 mg/L
Mangosteen	C3d	Negative		
Monk Fruit	IgA	Very Low	0.00 mg/L	<1.95 mg/L
Monk Fruit	IgG	Very Low	0.82 mg/L	<2 mg/L
Monk Fruit	IgG4	Very Low	0.00 mg/L	<1.2 mg/L
Monk Fruit	C3d	Negative		
Mulberry	IgA	Very Low	0.00 mg/L	<1.95 mg/L
Mulberry	IgG	Very Low	0.93 mg/L	<2 mg/L
Mulberry	IgG4	Very Low	0.00 mg/L	<1.2 mg/L
Mulberry	C3d	Negative		
Olive	IgA	Very Low	0.00 mg/L	<1.95 mg/L
Olive	IgG	Very Low	0.00 mg/L	<2 mg/L
Olive	IgG4	Very Low	0.00 mg/L	<1.2 mg/L
Olive	C3d	Negative		
Orange	IgA	Very Low	0.00 mg/L	<1.95 mg/L
Orange	IgG	Very Low	0.00 mg/L	<2 mg/L
Orange	IgG4	Very Low	0.00 mg/L	<1.2 mg/L
Orange	C3d	Negative		
Papaya	IgA	Very Low	0.00 mg/L	<1.95 mg/L
Papaya	IgG	Very Low	0.33 mg/L	<2 mg/L
Papaya	IgG4	Very Low	0.00 mg/L	<1.2 mg/L
Papaya	C3d	Negative		
Passion fruit	IgA	Very Low	0.00 mg/L	<1.95 mg/L
Passion fruit	IgG	Very Low	1.16 mg/L	<2 mg/L
Passion fruit	IgG4	Very Low	0.00 mg/L	<1.2 mg/L
Passion fruit	C3d	Negative		
Peach	IgA	Very Low	0.00 mg/L	<1.95 mg/L
Peach	IgG	Very Low	0.00 mg/L	<2 mg/L
Peach	IgG4	Very Low	0.00 mg/L	<1.2 mg/L
Peach	C3d	Negative		
Pear	IgA	Very Low	0.00 mg/L	<1.95 mg/L
Pear	IgG	Very Low	0.00 mg/L	<2 mg/L
Pear	IgG4	Very Low	0.00 mg/L	<1.2 mg/L
Pear	C3d	Negative		
Persimmon	IgA	Very Low	0.00 mg/L	<1.95 mg/L
Persimmon	IgG	Very Low	0.00 mg/L	<5 mg/L
Persimmon	IgG4	Very Low	0.00 mg/L	<1.2 mg/L
Persimmon	C3d	Negative		
Pineapple	IgA	Very Low	0.00 mg/L	<1.95 mg/L
Pineapple	IgG	Very Low	1.15 mg/L	<8 mg/L
Pineapple	IgG4	Very Low	0.00 mg/L	<1.2 mg/L
Pineapple	C3d	Negative		
Plum	IgA	Very Low	0.00 mg/L	<1.95 mg/L
Plum	IgG	Very Low	0.00 mg/L	<2 mg/L
Plum	IgG4	Very Low	0.00 mg/L	<1.2 mg/L
Plum	C3d	Positive		

Sample Report

US BioTek Laboratories' proprietary ELISA analyses are designed to assay specific IgG (subclasses 1, 2, 3, 4) and IgA (subclasses 1, 2) antibodies. The classification of 0 to IV denotes the level of IgG and/or IgA antibodies detected through spectrophotometric analysis. C3d is a qualitative procedure to detect presence (positive/negative) of complement C3d on IgG. The antigens on the panel are subject to change without prior notice. Reference ranges are updated periodically. This test was developed and its performance characteristics determined by US BioTek Laboratories, LLC, 16020 Linden Ave N, Shoreline, WA 98133, USA. Test methodology has not been cleared or approved by the U.S. Food and Drug Administration.

Provider: _____
Patient: _____-_____
Accession #: 000000000000000
Collected:

Sex:
Age:
Received:

Completed:

IgA
IgG
IgG4
C3d ⊖ ⊕

Fruits (Continued)

Antigen Name	Analyte	Class	Value	Very Low Range
Pomegranate	IgA	Very Low	0.00 mg/L	<1.95 mg/L
Pomegranate	IgG	Very Low	0.40 mg/L	<2 mg/L
Pomegranate	IgG4	Very Low	0.00 mg/L	<1.2 mg/L
Pomegranate	C3d	Positive		
Prune	IgA	Very Low	0.00 mg/L	<1.95 mg/L
Prune	IgG	Very Low	0.00 mg/L	<2 mg/L
Prune	IgG4	Very Low	0.00 mg/L	<1.2 mg/L
Prune	C3d	Negative		
Raspberry	IgA	Very Low	0.00 mg/L	<1.95 mg/L
Raspberry	IgG	Very Low	0.00 mg/L	<2 mg/L
Raspberry	IgG4	Very Low	0.00 mg/L	<1.2 mg/L
Raspberry	C3d	Positive		
Strawberry	IgA	Very Low	0.00 mg/L	<1.95 mg/L
Strawberry	IgG	Very Low	0.00 mg/L	<2 mg/L
Strawberry	IgG4	Very Low	0.00 mg/L	<1.2 mg/L
Strawberry	C3d	Negative		
Tangerine	IgA	Very Low	0.00 mg/L	<1.95 mg/L
Tangerine	IgG	Very Low	0.00 mg/L	<2 mg/L
Tangerine	IgG4	Very Low	0.00 mg/L	<1.2 mg/L
Tangerine	C3d	Negative		
Watermelon	IgA	Very Low	0.00 mg/L	<1.95 mg/L
Watermelon	IgG	Very Low	0.00 mg/L	<4 mg/L
Watermelon	IgG4	Very Low	0.00 mg/L	<1.2 mg/L
Watermelon	C3d	Negative		

Grains

Antigen Name	Analyte	Class	Value	Very Low Range
Amaranth	IgA	Very Low	0.00 mg/L	<1.95 mg/L
Amaranth	IgG	Very Low	0.74 mg/L	<2.5 mg/L
Amaranth	IgG4	Very Low	0.00 mg/L	<1.2 mg/L
Amaranth	C3d	Positive		
Barley	IgA	Very Low	0.00 mg/L	<1.95 mg/L
Barley	IgG	Very Low	7.98 mg/L	<8 mg/L
Barley	IgG4	Very Low	0.00 mg/L	<1.2 mg/L
Barley	C3d	Positive		
Bran	IgA	Very Low	0.00 mg/L	<1.95 mg/L
Bran	IgG	Very Low	0.83 mg/L	<5 mg/L
Bran	IgG4	Very Low	0.00 mg/L	<1.2 mg/L
Bran	C3d	Negative		
Brown Rice	IgA	Very Low	0.00 mg/L	<1.95 mg/L
Brown Rice	IgG	Very Low	0.00 mg/L	<2 mg/L
Brown Rice	IgG4	Very Low	0.00 mg/L	<1.2 mg/L
Brown Rice	C3d	Negative		
Buckwheat	IgA	Very Low	0.00 mg/L	<1.95 mg/L
Buckwheat	IgG	Very Low	0.00 mg/L	<2 mg/L
Buckwheat	IgG4	Very Low	0.00 mg/L	<1.2 mg/L
Buckwheat	C3d	Negative		
Corn	IgA	Very Low	0.00 mg/L	<1.95 mg/L
Corn	IgG	Very Low	3.99 mg/L	<4 mg/L
Corn	IgG4	Very Low	0.00 mg/L	<1.2 mg/L
Corn	C3d	Negative		
Gliadin	IgA	Very Low	0.00 mg/L	<1.95 mg/L
Gliadin	IgG	Very Low	2.38 mg/L	<5 mg/L
Gliadin	IgG4	Very Low	0.00 mg/L	<1.2 mg/L
Gliadin	C3d	Positive		
Gluten	IgA	Very Low	0.00 mg/L	<1.95 mg/L
Gluten	IgG	Very Low	1.59 mg/L	<2 mg/L
Gluten	IgG4	Very Low	0.00 mg/L	<1.2 mg/L
Gluten	C3d	Negative		
Malt	IgA	Very Low	0.00 mg/L	<1.95 mg/L

Grains (Continued)

Antigen Name	Analyte	Class	Value	Very Low Range
Malt	IgG	Very Low	5.72 mg/L	<8 mg/L
Malt	IgG4	Very Low	0.00 mg/L	<1.2 mg/L
Malt	C3d	Negative		
Millet	IgA	Very Low	0.00 mg/L	<1.95 mg/L
Millet	IgG	Very Low	0.04 mg/L	<4 mg/L
Millet	IgG4	Very Low	0.00 mg/L	<1.2 mg/L
Millet	C3d	Negative		
Oat	IgA	Very Low	0.00 mg/L	<1.95 mg/L
Oat	IgG	Very Low	0.09 mg/L	<2 mg/L
Oat	IgG4	Very Low	0.00 mg/L	<1.2 mg/L
Oat	C3d	Negative		
Rye	IgA	Very Low	0.00 mg/L	<1.95 mg/L
Rye	IgG	Very Low	0.00 mg/L	<4 mg/L
Rye	IgG4	Very Low	0.00 mg/L	<1.2 mg/L
Rye	C3d	Positive		
Sorghum	IgA	Very Low	0.00 mg/L	<1.95 mg/L
Sorghum	IgG	Very Low	0.85 mg/L	<4 mg/L
Sorghum	IgG4	Very Low	0.00 mg/L	<1.2 mg/L
Sorghum	C3d	Negative		
Spelt	IgA	Very Low	0.00 mg/L	<1.95 mg/L
Spelt	IgG	Very Low	1.23 mg/L	<6 mg/L
Spelt	IgG4	Very Low	0.00 mg/L	<1.2 mg/L
Spelt	C3d	Positive		
Teff	IgA	Very Low	0.00 mg/L	<1.95 mg/L
Teff	IgG	Low	4.79 mg/L	<3.5 mg/L
Teff	IgG4	Very Low	0.00 mg/L	<1.2 mg/L
Teff	C3d	Negative		
Wheat	IgA	Very Low	0.00 mg/L	<1.95 mg/L
Wheat	IgG	Very Low	0.00 mg/L	<2 mg/L
Wheat	IgG4	Very Low	0.00 mg/L	<1.2 mg/L
Wheat	C3d	Negative		
Wheat germ agglutinin (lectin)	IgA	Very Low	0.00 mg/L	<1.95 mg/L
Wheat germ agglutinin (lectin)	IgG	Low	11.94 mg/L	<6 mg/L
Wheat germ agglutinin (lectin)	IgG4	Very Low	0.00 mg/L	<1.2 mg/L
White Rice	IgA	Very Low	0.00 mg/L	<1.95 mg/L
White Rice	IgG	Very Low	0.00 mg/L	<2 mg/L
White Rice	IgG4	Very Low	0.00 mg/L	<1.2 mg/L
White Rice	C3d	Negative		

Herbs/Spices

Antigen Name	Analyte	Class	Value	Very Low Range
Allspice	IgA	Very Low	0.00 mg/L	<1.95 mg/L
Allspice	IgG	Very Low	4.20 mg/L	<10 mg/L
Allspice	IgG4	Very Low	0.00 mg/L	<1.2 mg/L
Allspice	C3d	Negative		
Anise	IgA	Very Low	0.00 mg/L	<1.95 mg/L
Anise	IgG	Very Low	0.00 mg/L	<2 mg/L
Anise	IgG4	Very Low	0.00 mg/L	<1.2 mg/L
Anise	C3d	Positive		
Basil	IgA	Moderate	5.09 mg/L	<1.95 mg/L
Basil	IgG	Very Low	7.94 mg/L	<8 mg/L
Basil	IgG4	Very Low	0.00 mg/L	<1.2 mg/L
Basil	C3d	Negative		
Bay Leaf	IgA	Very Low	0.00 mg/L	<1.95 mg/L
Bay Leaf	IgG	Low	2.83 mg/L	<2 mg/L
Bay Leaf	IgG4	Very Low	0.00 mg/L	<1.2 mg/L
Bay Leaf	C3d	Negative		
Black Pepper	IgA	Very Low	0.00 mg/L	<1.95 mg/L

Sample Report

US BioTek Laboratories' proprietary ELISA analyses are designed to assay specific IgG (subclasses 1, 2, 3, 4) and IgA (subclasses 1, 2) antibodies. The classification of 0 to IV denotes the level of IgG and/or IgA antibodies detected through spectrophotometric analysis. C3d is a qualitative procedure to detect presence (positive/negative) of complement C3d on IgG. The antigens on the panel are subject to change without prior notice. Reference ranges are updated periodically. This test was developed and its performance characteristics determined by US BioTek Laboratories, LLC, 16020 Linden Ave N, Shoreline, WA 98133, USA. Test methodology has not been cleared or approved by the U.S. Food and Drug Administration.

Provider: _____
Patient: _____-_____
Accession #: 000000000000000
Collected:

Sex:
Age:
Received:

Completed:

IgA
IgG
IgG4
C3d − +

Herbs/Spices (Continued)

Antigen Name	Analyte	Class	Value	Very Low Range
Black Pepper	IgG	Very Low	2.91 mg/L	<15 mg/L
Black Pepper	IgG4	Very Low	0.00 mg/L	<1.2 mg/L
Black Pepper	C3d	Negative		
Chili Pepper	IgA	Very Low	0.00 mg/L	<1.95 mg/L
Chili Pepper	IgG	Very Low	0.00 mg/L	<2 mg/L
Chili Pepper	IgG4	Very Low	0.00 mg/L	<1.2 mg/L
Chili Pepper	C3d	Negative		
Cinnamon	IgA	Very Low	0.00 mg/L	<1.95 mg/L
Cinnamon	IgG	Very Low	0.36 mg/L	<5 mg/L
Cinnamon	IgG4	Very Low	0.00 mg/L	<1.2 mg/L
Cinnamon	C3d	Positive		
Clove	IgA	Very Low	0.00 mg/L	<1.95 mg/L
Clove	IgG	Very Low	2.79 mg/L	<5 mg/L
Clove	IgG4	Very Low	0.00 mg/L	<1.2 mg/L
Clove	C3d	Negative		
Coriander	IgA	Very Low	1.91 mg/L	<1.95 mg/L
Coriander	IgG	Very Low	6.96 mg/L	<12 mg/L
Coriander	IgG4	Very Low	0.00 mg/L	<1.2 mg/L
Coriander	C3d	Negative		
Curry Powder	IgA	Very Low	0.00 mg/L	<1.95 mg/L
Curry Powder	IgG	Very Low	0.32 mg/L	<5 mg/L
Curry Powder	IgG4	Very Low	0.00 mg/L	<1.2 mg/L
Curry Powder	C3d	Positive		
Dill	IgA	Very Low	0.00 mg/L	<1.95 mg/L
Dill	IgG	Very Low	1.34 mg/L	<2 mg/L
Dill	IgG4	Very Low	0.00 mg/L	<1.2 mg/L
Dill	C3d	Negative		
Fennel Seed	IgA	Very Low	0.00 mg/L	<1.95 mg/L
Fennel Seed	IgG	Very Low	0.94 mg/L	<2 mg/L
Fennel Seed	IgG4	Very Low	0.00 mg/L	<1.2 mg/L
Fennel Seed	C3d	Negative		
Ginger	IgA	Very Low	0.00 mg/L	<1.95 mg/L
Ginger	IgG	Very Low	3.68 mg/L	<12 mg/L
Ginger	IgG4	Very Low	0.00 mg/L	<1.2 mg/L
Ginger	C3d	Negative		
Licorice	IgA	Very Low	0.00 mg/L	<1.95 mg/L
Licorice	IgG	Very Low	2.33 mg/L	<5 mg/L
Licorice	IgG4	Very Low	0.00 mg/L	<1.2 mg/L
Licorice	C3d	Negative		
Mustard	IgA	Very Low	0.00 mg/L	<1.95 mg/L
Mustard	IgG	Very Low	0.00 mg/L	<5 mg/L
Mustard	IgG4	Very Low	0.00 mg/L	<1.2 mg/L
Mustard	C3d	Negative		
Oregano	IgA	Very Low	0.00 mg/L	<1.95 mg/L
Oregano	IgG	Very Low	3.19 mg/L	<6 mg/L
Oregano	IgG4	Very Low	0.00 mg/L	<1.2 mg/L
Oregano	C3d	Negative		
Paprika	IgA	Very Low	0.00 mg/L	<1.95 mg/L
Paprika	IgG	Very Low	0.33 mg/L	<3 mg/L
Paprika	IgG4	Very Low	0.00 mg/L	<1.2 mg/L
Paprika	C3d	Negative		
Parsley	IgA	Very Low	0.00 mg/L	<1.95 mg/L
Parsley	IgG	Very Low	2.95 mg/L	<5 mg/L
Parsley	IgG4	Very Low	0.00 mg/L	<1.2 mg/L
Parsley	C3d	Negative		
Peppermint	IgA	Very Low	1.54 mg/L	<1.95 mg/L
Peppermint	IgG	Very Low	5.61 mg/L	<10 mg/L
Peppermint	IgG4	Very Low	0.00 mg/L	<1.2 mg/L
Peppermint	C3d	Positive		
Rosemary	IgA	Very Low	0.00 mg/L	<1.95 mg/L

Herbs/Spices (Continued)

Antigen Name	Analyte	Class	Value	Very Low Range
Rosemary	IgG	Very Low	1.26 mg/L	<3 mg/L
Rosemary	IgG4	Very Low	0.00 mg/L	<1.2 mg/L
Rosemary	C3d	Negative		
Sage	IgA	Very Low	0.00 mg/L	<1.95 mg/L
Sage	IgG	Very Low	2.74 mg/L	<6 mg/L
Sage	IgG4	Very Low	0.00 mg/L	<1.2 mg/L
Sage	C3d	Negative		
Sweet Marjoram	IgA	Very Low	0.00 mg/L	<1.95 mg/L
Sweet Marjoram	IgG	Low	2.68 mg/L	<2.5 mg/L
Sweet Marjoram	IgG4	Very Low	0.00 mg/L	<1.2 mg/L
Sweet Marjoram	C3d	Negative		
Tarragon	IgA	Very Low	0.00 mg/L	<1.95 mg/L
Tarragon	IgG	Very Low	0.99 mg/L	<2 mg/L
Tarragon	IgG4	Very Low	0.00 mg/L	<1.2 mg/L
Tarragon	C3d	Negative		
Thyme	IgA	Very Low	0.00 mg/L	<1.95 mg/L
Thyme	IgG	Low	3.22 mg/L	<2 mg/L
Thyme	IgG4	Very Low	0.00 mg/L	<1.2 mg/L
Thyme	C3d	Negative		
Turmeric	IgA	Very Low	0.00 mg/L	<1.95 mg/L
Turmeric	IgG	Very Low	2.93 mg/L	<8 mg/L
Turmeric	IgG4	Very Low	0.00 mg/L	<1.2 mg/L
Turmeric	C3d	Negative		
Vanilla	IgA	Very Low	0.00 mg/L	<1.95 mg/L
Vanilla	IgG	Very Low	7.50 mg/L	<16 mg/L
Vanilla	IgG4	Very Low	0.00 mg/L	<1.2 mg/L
Vanilla	C3d	Positive		
Yerba mate	IgA	Very Low	0.00 mg/L	<1.95 mg/L
Yerba mate	IgG	Very Low	0.48 mg/L	<2 mg/L
Yerba mate	IgG4	Very Low	0.00 mg/L	<1.2 mg/L
Yerba mate	C3d	Positive		

Legumes

Antigen Name	Analyte	Class	Value	Very Low Range
Adzuki Bean / Red Bean	IgA	Very Low	0.00 mg/L	<1.95 mg/L
Adzuki Bean / Red Bean	IgG	Very Low	0.00 mg/L	<2 mg/L
Adzuki Bean / Red Bean	IgG4	Very Low	0.00 mg/L	<1.2 mg/L
Adzuki Bean / Red Bean	C3d	Positive		
Black-Eyed Pea	IgA	Very Low	0.00 mg/L	<1.95 mg/L
Black-Eyed Pea	IgG	Very Low	0.00 mg/L	<2 mg/L
Black-Eyed Pea	IgG4	Very Low	0.00 mg/L	<1.2 mg/L
Black-Eyed Pea	C3d	Negative		
Chickpea	IgA	Very Low	0.00 mg/L	<1.95 mg/L
Chickpea	IgG	Very Low	0.00 mg/L	<2 mg/L
Chickpea	IgG4	Very Low	0.00 mg/L	<1.2 mg/L
Chickpea	C3d	Negative		
Fava bean	IgA	Very Low	0.00 mg/L	<1.95 mg/L
Fava bean	IgG	Very Low	0.00 mg/L	<2 mg/L
Fava bean	IgG4	Very Low	0.00 mg/L	<1.2 mg/L
Fava bean	C3d	Negative		
Green Bean	IgA	Very Low	0.00 mg/L	<1.95 mg/L
Green Bean	IgG	Very Low	1.80 mg/L	<8 mg/L
Green Bean	IgG4	High	13.77 mg/L	<1.2 mg/L
Green Bean	C3d	Negative		
Green Pea	IgA	Very Low	0.00 mg/L	<1.95 mg/L
Green Pea	IgG	Very Low	0.00 mg/L	<2 mg/L
Green Pea	IgG4	Very Low	0.00 mg/L	<1.2 mg/L
Green Pea	C3d	Positive		
Kidney Bean	IgA	Very Low	0.06 mg/L	<1.95 mg/L
Kidney Bean	IgG	Very Low	1.86 mg/L	<8 mg/L

Sample Report

US BioTek Laboratories' proprietary ELISA analyses are designed to assay specific IgG (subclasses 1, 2, 3, 4) and IgA (subclasses 1, 2) antibodies. The classification of 0 to IV denotes the level of IgG and/or IgA antibodies detected through spectrophotometric analysis. C3d is a qualitative procedure to detect presence (positive/negative) of complement C3d on IgG. The antigens on the panel are subject to change without prior notice. Reference ranges are updated periodically. This test was developed and its performance characteristics determined by US BioTek Laboratories, LLC, 16020 Linden Ave N, Shoreline, WA 98133, USA. Test methodology has not been cleared or approved by the U.S. Food and Drug Administration.

Provider: _____
Patient: _____-_____
Accession #: 000000000000000
Collected:

Sex:
Age:
Received:

Completed:

IgA
IgG
IgG4
C3d − +

Legumes (Continued)

Antigen Name	Analyte	Class	Value	Very Low Range
Kidney Bean	IgG4	High	16.84 mg/L	<1.2 mg/L
Kidney Bean	C3d	Positive		
Lentil	IgA	Very Low	0.00 mg/L	<1.95 mg/L
Lentil	IgG	Very Low	0.00 mg/L	<2 mg/L
Lentil	IgG4	Very Low	0.00 mg/L	<1.2 mg/L
Lentil	C3d	Positive		
Lima Bean	IgA	Very Low	0.00 mg/L	<1.95 mg/L
Lima Bean	IgG	Very Low	0.00 mg/L	<2 mg/L
Lima Bean	IgG4	Very Low	0.00 mg/L	<1.2 mg/L
Lima Bean	C3d	Positive		
Mung Bean	IgA	Very Low	0.00 mg/L	<1.95 mg/L
Mung Bean	IgG	Very Low	0.00 mg/L	<2 mg/L
Mung Bean	IgG4	Very Low	0.00 mg/L	<1.2 mg/L
Mung Bean	C3d	Negative		
Navy Bean / White Bean	IgA	Very Low	0.00 mg/L	<1.95 mg/L
Navy Bean / White Bean	IgG	Very Low	2.71 mg/L	<7.5 mg/L
Navy Bean / White Bean	IgG4	High	11.27 mg/L	<4.7 mg/L
Navy Bean / White Bean	C3d	Negative		
Pinto Bean	IgA	Very Low	0.00 mg/L	<1.95 mg/L
Pinto Bean	IgG	Very Low	0.00 mg/L	<4 mg/L
Pinto Bean	IgG4	Moderate	8.70 mg/L	<1.2 mg/L
Pinto Bean	C3d	Positive		
Soybean	IgA	Very Low	0.00 mg/L	<1.95 mg/L
Soybean	IgG	Very Low	0.00 mg/L	<2 mg/L
Soybean	IgG4	Very Low	1.09 mg/L	<1.2 mg/L
Soybean	C3d	Positive		

Meat/Poultry

Antigen Name	Analyte	Class	Value	Very Low Range
Beef	IgA	Very Low	0.00 mg/L	<1.95 mg/L
Beef	IgG	Very Low	0.00 mg/L	<2 mg/L
Beef	IgG4	Very Low	0.00 mg/L	<1.2 mg/L
Beef	C3d	Negative		
Buffalo	IgA	Very Low	0.00 mg/L	<1.95 mg/L
Buffalo	IgG	Very Low	1.76 mg/L	<2 mg/L
Buffalo	IgG4	Very Low	0.00 mg/L	<1.2 mg/L
Buffalo	C3d	Positive		
Chicken	IgA	Very Low	0.00 mg/L	<1.95 mg/L
Chicken	IgG	Very Low	0.00 mg/L	<2 mg/L
Chicken	IgG4	Very Low	0.00 mg/L	<1.2 mg/L
Chicken	C3d	Negative		
Duck	IgA	Very Low	0.00 mg/L	<1.95 mg/L
Duck	IgG	Very Low	0.00 mg/L	<2 mg/L
Duck	IgG4	Very Low	0.00 mg/L	<1.2 mg/L
Duck	C3d	Positive		
Goose	IgA	Very Low	0.00 mg/L	<1.95 mg/L
Goose	IgG	Very Low	0.00 mg/L	<2 mg/L
Goose	IgG4	Very Low	0.00 mg/L	<1.2 mg/L
Goose	C3d	Negative		
Lamb	IgA	Very Low	0.00 mg/L	<1.95 mg/L
Lamb	IgG	Very Low	0.00 mg/L	<2 mg/L
Lamb	IgG4	Very Low	0.00 mg/L	<1.2 mg/L
Lamb	C3d	Positive		
Pork	IgA	Very Low	0.00 mg/L	<1.95 mg/L
Pork	IgG	Very Low	0.00 mg/L	<2 mg/L
Pork	IgG4	Very Low	0.00 mg/L	<1.2 mg/L
Pork	C3d	Negative		
Rabbit	IgA	Very Low	0.00 mg/L	<1.95 mg/L
Rabbit	IgG	Very Low	0.00 mg/L	<2 mg/L
Rabbit	IgG4	Very Low	0.00 mg/L	<1.2 mg/L

Meat/Poultry (Continued)

Antigen Name	Analyte	Class	Value	Very Low Range
Rabbit	C3d	Positive		
Turkey	IgA	Very Low	0.00 mg/L	<1.95 mg/L
Turkey	IgG	Very Low	0.00 mg/L	<2 mg/L
Turkey	IgG4	Very Low	0.00 mg/L	<1.2 mg/L
Turkey	C3d	Positive		
Venison	IgA	Very Low	0.00 mg/L	<1.95 mg/L
Venison	IgG	Very Low	0.51 mg/L	<2 mg/L
Venison	IgG4	Very Low	0.00 mg/L	<1.2 mg/L
Venison	C3d	Positive		

Miscellaneous

Antigen Name	Analyte	Class	Value	Very Low Range
Aloe vera	IgA	Very Low	0.00 mg/L	<1.95 mg/L
Aloe vera	IgG	Very Low	0.25 mg/L	<5 mg/L
Aloe vera	IgG4	Very Low	0.00 mg/L	<1.2 mg/L
Aloe vera	C3d	Negative		
Baker's / Brewer's Yeast	IgA	Very Low	0.00 mg/L	<1.95 mg/L
Baker's / Brewer's Yeast	IgG	Very Low	1.33 mg/L	<5 mg/L
Baker's / Brewer's Yeast	IgG4	Very Low	0.00 mg/L	<1.2 mg/L
Baker's / Brewer's Yeast	C3d	Negative		
Black Tea	IgA	Very Low	0.00 mg/L	<1.95 mg/L
Black Tea	IgG	Low	2.21 mg/L	<2 mg/L
Black Tea	IgG4	Very Low	0.00 mg/L	<1.2 mg/L
Black Tea	C3d	Negative		
Button Mushroom	IgA	Very Low	1.00 mg/L	<1.95 mg/L
Button Mushroom	IgG	Very Low	0.42 mg/L	<5 mg/L
Button Mushroom	IgG4	Very Low	0.00 mg/L	<1.2 mg/L
Button Mushroom	C3d	Positive		
Cane Sugar	IgA	Very Low	0.00 mg/L	<1.95 mg/L
Cane Sugar	IgG	Very Low	9.19 mg/L	<20 mg/L
Cane Sugar	IgG4	Very Low	0.00 mg/L	<1.2 mg/L
Cane Sugar	C3d	Negative		
Cocoa Bean (Chocolate)	IgA	Very Low	0.00 mg/L	<5 mg/L
Cocoa Bean (Chocolate)	IgG	Very Low	3.25 mg/L	<6 mg/L
Cocoa Bean (Chocolate)	IgG4	Very Low	0.00 mg/L	<1.2 mg/L
Cocoa Bean (Chocolate)	C3d	Negative		
Coffee Bean	IgA	Very Low	0.00 mg/L	<1.95 mg/L
Coffee Bean	IgG	Very Low	2.11 mg/L	<6 mg/L
Coffee Bean	IgG4	Very Low	0.00 mg/L	<1.2 mg/L
Coffee Bean	C3d	Negative		
Flaxseed	IgA	Very Low	0.00 mg/L	<1.95 mg/L
Flaxseed	IgG	Very Low	0.00 mg/L	<3 mg/L
Flaxseed	IgG4	Very Low	0.00 mg/L	<1.2 mg/L
Flaxseed	C3d	Negative		
Ginseng	IgA	Very Low	0.00 mg/L	<1.95 mg/L
Ginseng	IgG	Low	5.69 mg/L	<5 mg/L
Ginseng	IgG4	Very Low	0.00 mg/L	<1.2 mg/L
Ginseng	C3d	Negative		
Green Tea	IgA	Very Low	0.00 mg/L	<1.95 mg/L
Green Tea	IgG	Very Low	2.47 mg/L	<5 mg/L
Green Tea	IgG4	Very Low	0.00 mg/L	<1.2 mg/L
Green Tea	C3d	Negative		
Hemp	IgA	Very Low	0.00 mg/L	<1.95 mg/L
Hemp	IgG	Very Low	0.13 mg/L	<3 mg/L
Hemp	IgG4	Very Low	0.00 mg/L	<1.2 mg/L
Hemp	C3d	Positive		
Honey	IgA	Very Low	0.00 mg/L	<1.95 mg/L
Honey	IgG	Very Low	0.00 mg/L	<2 mg/L
Honey	IgG4	Very Low	0.00 mg/L	<1.2 mg/L
Honey	C3d	Negative		

Sample Report

US BioTek Laboratories' proprietary ELISA analyses are designed to assay specific IgG (subclasses 1, 2, 3, 4) and IgA (subclasses 1, 2) antibodies. The classification of 0 to IV denotes the level of IgG and/or IgA antibodies detected through spectrophotometric analysis. C3d is a qualitative procedure to detect presence (positive/negative) of complement C3d on IgG. The antigens on the panel are subject to change without prior notice. Reference ranges are updated periodically. This test was developed and its performance characteristics determined by US BioTek Laboratories, LLC, 16020 Linden Ave N, Shoreline, WA 98133, USA. Test methodology has not been cleared or approved by the U.S. Food and Drug Administration.

Provider: _____
Patient: _____-_____
Accession #: 000000000000000
Collected:

Sex:
Age:
Received:

Completed:

IgA
IgG
IgG4
C3d ⊖ ⊕

Miscellaneous (Continued)

Antigen Name	Analyte	Class	Value	Very Low Range
Hops	IgA	Very Low	0.00 mg/L	<1.95 mg/L
Hops	IgG	Very Low	2.04 mg/L	<2 mg/L
Hops	IgG4	Very Low	0.00 mg/L	<1.2 mg/L
Hops	C3d	Negative		
Maple Sugar	IgA	Very Low	0.00 mg/L	<1.95 mg/L
Maple Sugar	IgG	Very Low	2.25 mg/L	<4 mg/L
Maple Sugar	IgG4	Very Low	0.00 mg/L	<1.2 mg/L
Maple Sugar	C3d	Positive		
Sesame Seed	IgA	Very Low	0.00 mg/L	<1.95 mg/L
Sesame Seed	IgG	Very Low	0.00 mg/L	<8 mg/L
Sesame Seed	IgG4	Very Low	0.00 mg/L	<1.2 mg/L
Sesame Seed	C3d	Positive		
Shiitake Mushroom	IgA	Very Low	0.00 mg/L	<1.95 mg/L
Shiitake Mushroom	IgG	Very Low	3.19 mg/L	<24 mg/L
Shiitake Mushroom	IgG4	Very Low	0.00 mg/L	<1.2 mg/L
Shiitake Mushroom	C3d	Negative		
Stevia	IgA	Very Low	0.00 mg/L	<1.95 mg/L
Stevia	IgG	Very Low	0.48 mg/L	<2 mg/L
Stevia	IgG4	Very Low	0.00 mg/L	<1.2 mg/L
Stevia	C3d	Positive		
Sunflower Seed	IgA	Very Low	0.00 mg/L	<1.95 mg/L
Sunflower Seed	IgG	Very Low	0.00 mg/L	<2 mg/L
Sunflower Seed	IgG4	Very Low	0.00 mg/L	<1.2 mg/L
Sunflower Seed	C3d	Positive		

Nuts/Seeds

Antigen Name	Analyte	Class	Value	Very Low Range
Almond	IgA	Very Low	0.00 mg/L	<1.95 mg/L
Almond	IgG	Very Low	0.00 mg/L	<2 mg/L
Almond	IgG4	Very Low	0.00 mg/L	<1.2 mg/L
Almond	C3d	Negative		
Brazil Nut	IgA	Very Low	0.00 mg/L	<1.95 mg/L
Brazil Nut	IgG	Very Low	0.00 mg/L	<2 mg/L
Brazil Nut	IgG4	Very Low	0.00 mg/L	<1.2 mg/L
Brazil Nut	C3d	Negative		
Canola Seed	IgA	Very Low	0.00 mg/L	<1.95 mg/L
Canola Seed	IgG	Very Low	0.00 mg/L	<2 mg/L
Canola Seed	IgG4	Very Low	0.00 mg/L	<1.2 mg/L
Canola Seed	C3d	Negative		
Caraway seed	IgA	Very Low	0.00 mg/L	<1.95 mg/L
Caraway seed	IgG	Very Low	0.44 mg/L	<2 mg/L
Caraway seed	IgG4	Very Low	0.00 mg/L	<1.2 mg/L
Caraway seed	C3d	Positive		
Cashew Nut	IgA	Very Low	0.00 mg/L	<1.95 mg/L
Cashew Nut	IgG	Very Low	0.00 mg/L	<2 mg/L
Cashew Nut	IgG4	Very Low	0.00 mg/L	<1.2 mg/L
Cashew Nut	C3d	Positive		
Chestnut	IgA	Very Low	0.00 mg/L	<1.95 mg/L
Chestnut	IgG	Very Low	0.00 mg/L	<2 mg/L
Chestnut	IgG4	Very Low	0.00 mg/L	<1.2 mg/L
Chestnut	C3d	Positive		
Chia Seed	IgA	Very Low	0.00 mg/L	<2.75 mg/L
Chia Seed	IgG	Very Low	1.27 mg/L	<4 mg/L
Chia Seed	IgG4	Very Low	0.00 mg/L	<1.2 mg/L
Chia Seed	C3d	Positive		
Coconut	IgA	Very Low	0.00 mg/L	<1.95 mg/L
Coconut	IgG	Very Low	0.00 mg/L	<2 mg/L
Coconut	IgG4	Very Low	0.00 mg/L	<1.2 mg/L
Coconut	C3d	Positive		
Cola Nut / Kola Nut	IgA	Very Low	0.00 mg/L	<1.95 mg/L

Nuts/Seeds (Continued)

Antigen Name	Analyte	Class	Value	Very Low Range
Cola Nut / Kola Nut	IgG	Very Low	8.32 mg/L	<24 mg/L
Cola Nut / Kola Nut	IgG4	Very Low	0.00 mg/L	<1.2 mg/L
Cola Nut / Kola Nut	C3d	Negative		
Fenugreek seeds	IgA	Very Low	0.00 mg/L	<1.95 mg/L
Fenugreek seeds	IgG	Very Low	0.08 mg/L	<2 mg/L
Fenugreek seeds	IgG4	Very Low	0.00 mg/L	<1.2 mg/L
Fenugreek seeds	C3d	Positive		
Gingko Nut	IgA	Very Low	0.00 mg/L	<1.95 mg/L
Gingko Nut	IgG	Very Low	9.42 mg/L	<24 mg/L
Gingko Nut	IgG4	Very Low	0.00 mg/L	<1.2 mg/L
Gingko Nut	C3d	Negative		
Hazelnut	IgA	Very Low	0.00 mg/L	<1.95 mg/L
Hazelnut	IgG	Very Low	0.00 mg/L	<2 mg/L
Hazelnut	IgG4	Very Low	0.00 mg/L	<1.2 mg/L
Hazelnut	C3d	Positive		
Macadamia Nut	IgA	Very Low	0.00 mg/L	<1.95 mg/L
Macadamia Nut	IgG	Very Low	0.00 mg/L	<2 mg/L
Macadamia Nut	IgG4	Very Low	0.00 mg/L	<1.2 mg/L
Macadamia Nut	C3d	Negative		
Peanut	IgA	Very Low	0.00 mg/L	<1.95 mg/L
Peanut	IgG	Very Low	0.00 mg/L	<2 mg/L
Peanut	IgG4	Very Low	0.00 mg/L	<1.2 mg/L
Peanut	C3d	Negative		
Pecan	IgA	Very Low	0.00 mg/L	<1.95 mg/L
Pecan	IgG	Very Low	0.04 mg/L	<2 mg/L
Pecan	IgG4	Very Low	0.00 mg/L	<1.2 mg/L
Pecan	C3d	Positive		
Pine Nut	IgA	Very Low	0.00 mg/L	<1.95 mg/L
Pine Nut	IgG	Very Low	1.59 mg/L	<2 mg/L
Pine Nut	IgG4	Very Low	0.00 mg/L	<1.2 mg/L
Pine Nut	C3d	Negative		
Pistachio Nut	IgA	Very Low	0.00 mg/L	<1.95 mg/L
Pistachio Nut	IgG	Very Low	0.00 mg/L	<2 mg/L
Pistachio Nut	IgG4	Very Low	0.00 mg/L	<1.2 mg/L
Pistachio Nut	C3d	Negative		
Poppy Seed	IgA	Very Low	0.00 mg/L	<1.95 mg/L
Poppy Seed	IgG	Low	3.10 mg/L	<2 mg/L
Poppy Seed	IgG4	Very Low	0.00 mg/L	<1.2 mg/L
Poppy Seed	C3d	Negative		
Pumpkin seeds	IgA	Very Low	0.00 mg/L	<1.95 mg/L
Pumpkin seeds	IgG	Low	3.64 mg/L	<2 mg/L
Pumpkin seeds	IgG4	Very Low	0.00 mg/L	<1.2 mg/L
Pumpkin seeds	C3d	Negative		
Quinoa	IgA	Very Low	0.00 mg/L	<1.95 mg/L
Quinoa	IgG	Very Low	0.00 mg/L	<2 mg/L
Quinoa	IgG4	Very Low	0.00 mg/L	<1.2 mg/L
Quinoa	C3d	Positive		
Safflower Seed	IgA	Very Low	0.00 mg/L	<1.95 mg/L
Safflower Seed	IgG	Very Low	0.93 mg/L	<2 mg/L
Safflower Seed	IgG4	Very Low	0.00 mg/L	<1.2 mg/L
Safflower Seed	C3d	Negative		
Walnut	IgA	Very Low	0.00 mg/L	<1.95 mg/L
Walnut	IgG	Very Low	0.00 mg/L	<2 mg/L
Walnut	IgG4	Very Low	0.00 mg/L	<1.2 mg/L
Walnut	C3d	Positive		

Vegetables

Antigen Name	Analyte	Class	Value	Very Low Range
Arrowroot	IgA	Very Low	0.00 mg/L	<3.9 mg/L
Arrowroot	IgG	Very Low	5.89 mg/L	<30 mg/L

Sample Report

US BioTek Laboratories' proprietary ELISA analyses are designed to assay specific IgG (subclasses 1, 2, 3, 4) and IgA (subclasses 1, 2) antibodies. The classification of 0 to IV denotes the level of IgG and/or IgA antibodies detected through spectrophotometric analysis. C3d is a qualitative procedure to detect presence (positive/negative) of complement C3d on IgG. The antigens on the panel are subject to change without prior notice. Reference ranges are updated periodically. This test was developed and its performance characteristics determined by US BioTek Laboratories, LLC, 16020 Linden Ave N, Shoreline, WA 98133, USA. Test methodology has not been cleared or approved by the U.S. Food and Drug Administration.

Provider: _____
Patient: _____-_____
Accession #: 000000000000000
Collected:

Sex:
Age:
Received:

Completed:

IgA
IgG
IgG4
C3d ⊖ ⊕

Vegetables (Continued)

Antigen Name	Analyte	Class	Value	Very Low Range
Arrowroot	IgG4	Very Low	0.00 mg/L	<1.2 mg/L
Arrowroot	C3d	Positive		
Artichoke	IgA	Low	3.15 mg/L	<1.95 mg/L
Artichoke	IgG	Very Low	5.39 mg/L	<6 mg/L
Artichoke	IgG4	Very Low	0.00 mg/L	<1.2 mg/L
Artichoke	C3d	Negative		
Asparagus	IgA	Very Low	0.00 mg/L	<1.95 mg/L
Asparagus	IgG	Very Low	1.13 mg/L	<5 mg/L
Asparagus	IgG4	Very Low	0.00 mg/L	<1.2 mg/L
Asparagus	C3d	Negative		
Avocado	IgA	Very Low	0.00 mg/L	<1.95 mg/L
Avocado	IgG	Very Low	0.00 mg/L	<2 mg/L
Avocado	IgG4	Very Low	0.00 mg/L	<1.2 mg/L
Avocado	C3d	Positive		
Bamboo Shoot	IgA	Very Low	0.00 mg/L	<1.95 mg/L
Bamboo Shoot	IgG	Very Low	1.61 mg/L	<4 mg/L
Bamboo Shoot	IgG4	Very Low	0.00 mg/L	<1.2 mg/L
Bamboo Shoot	C3d	Positive		
Beet	IgA	Very Low	0.00 mg/L	<1.95 mg/L
Beet	IgG	Very Low	0.98 mg/L	<2 mg/L
Beet	IgG4	Very Low	0.00 mg/L	<1.2 mg/L
Beet	C3d	Positive		
Broccoli / Brussel Sprouts	IgA	Very Low	0.00 mg/L	<1.95 mg/L
Broccoli / Brussel Sprouts	IgG	Very Low	0.00 mg/L	<7.5 mg/L
Broccoli / Brussel Sprouts	IgG4	Very Low	0.00 mg/L	<1.2 mg/L
Broccoli / Brussel Sprouts	C3d	Positive		
Burdock Root	IgA	Very Low	0.00 mg/L	<1.95 mg/L
Burdock Root	IgG	Very Low	4.17 mg/L	<18 mg/L
Burdock Root	IgG4	Very Low	0.00 mg/L	<1.2 mg/L
Burdock Root	C3d	Positive		
Cabbage	IgA	Very Low	0.00 mg/L	<1.95 mg/L
Cabbage	IgG	Very Low	0.00 mg/L	<2 mg/L
Cabbage	IgG4	Very Low	0.00 mg/L	<1.2 mg/L
Cabbage	C3d	Negative		
Carrot	IgA	Very Low	0.00 mg/L	<1.95 mg/L
Carrot	IgG	Very Low	1.75 mg/L	<8 mg/L
Carrot	IgG4	Very Low	0.00 mg/L	<1.2 mg/L
Carrot	C3d	Negative		
Cauliflower	IgA	Very Low	0.00 mg/L	<1.95 mg/L
Cauliflower	IgG	Very Low	0.00 mg/L	<2 mg/L
Cauliflower	IgG4	Very Low	0.00 mg/L	<1.2 mg/L
Cauliflower	C3d	Negative		
Celery	IgA	Very Low	0.00 mg/L	<1.95 mg/L
Celery	IgG	Very Low	0.00 mg/L	<2 mg/L
Celery	IgG4	Very Low	0.00 mg/L	<1.2 mg/L
Celery	C3d	Negative		
Chard	IgA	Very Low	0.00 mg/L	<1.95 mg/L
Chard	IgG	Very Low	0.00 mg/L	<3 mg/L
Chard	IgG4	Very Low	0.00 mg/L	<1.2 mg/L
Chard	C3d	Positive		
Chive	IgA	Very Low	0.00 mg/L	<1.95 mg/L
Chive	IgG	Very Low	0.65 mg/L	<3 mg/L
Chive	IgG4	Very Low	0.00 mg/L	<1.2 mg/L
Chive	C3d	Positive		
Cucumber	IgA	Very Low	0.00 mg/L	<1.95 mg/L
Cucumber	IgG	Very Low	0.00 mg/L	<2 mg/L
Cucumber	IgG4	Very Low	0.00 mg/L	<1.2 mg/L
Cucumber	C3d	Negative		
Eggplant	IgA	Very Low	0.00 mg/L	<1.95 mg/L
Eggplant	IgG	Very Low	0.83 mg/L	<2 mg/L

Vegetables (Continued)

Antigen Name	Analyte	Class	Value	Very Low Range
Eggplant	IgG4	Very Low	0.00 mg/L	<1.2 mg/L
Eggplant	C3d	Negative		
Endive	IgA	Very Low	0.00 mg/L	<1.95 mg/L
Endive	IgG	Very Low	1.78 mg/L	<2 mg/L
Endive	IgG4	Very Low	0.00 mg/L	<1.2 mg/L
Endive	C3d	Positive		
Garlic	IgA	Very Low	0.00 mg/L	<1.95 mg/L
Garlic	IgG	Very Low	0.00 mg/L	<2 mg/L
Garlic	IgG4	Very Low	0.00 mg/L	<1.2 mg/L
Garlic	C3d	Negative		
Green Bell Pepper	IgA	Very Low	0.00 mg/L	<1.95 mg/L
Green Bell Pepper	IgG	Very Low	0.00 mg/L	<2 mg/L
Green Bell Pepper	IgG4	Very Low	0.00 mg/L	<1.2 mg/L
Green Bell Pepper	C3d	Negative		
Horseradish	IgA	Very Low	0.00 mg/L	<1.95 mg/L
Horseradish	IgG	Very Low	0.00 mg/L	<2 mg/L
Horseradish	IgG4	Very Low	0.00 mg/L	<1.2 mg/L
Horseradish	C3d	Negative		
Kale	IgA	Very Low	0.00 mg/L	<1.95 mg/L
Kale	IgG	Very Low	0.00 mg/L	<10 mg/L
Kale	IgG4	Very Low	0.00 mg/L	<1.2 mg/L
Kale	C3d	Positive		
Kelp	IgA	Very Low	0.00 mg/L	<1.95 mg/L
Kelp	IgG	Very Low	4.68 mg/L	<20 mg/L
Kelp	IgG4	Very Low	0.00 mg/L	<1.2 mg/L
Kelp	C3d	Negative		
Kohlrabi	IgA	Very Low	0.00 mg/L	<1.95 mg/L
Kohlrabi	IgG	Very Low	0.00 mg/L	<4 mg/L
Kohlrabi	IgG4	Very Low	0.00 mg/L	<1.2 mg/L
Kohlrabi	C3d	Positive		
Leek	IgA	Very Low	0.00 mg/L	<1.95 mg/L
Leek	IgG	Very Low	0.00 mg/L	<2 mg/L
Leek	IgG4	Very Low	0.00 mg/L	<1.2 mg/L
Leek	C3d	Negative		
Lettuce	IgA	Very Low	0.00 mg/L	<1.95 mg/L
Lettuce	IgG	Very Low	0.00 mg/L	<2 mg/L
Lettuce	IgG4	Very Low	0.00 mg/L	<1.2 mg/L
Lettuce	C3d	Positive		
Lotus Root	IgA	Very Low	0.00 mg/L	<1.95 mg/L
Lotus Root	IgG	Very Low	0.75 mg/L	<3 mg/L
Lotus Root	IgG4	Very Low	0.00 mg/L	<1.2 mg/L
Lotus Root	C3d	Negative		
Okra	IgA	Very Low	0.00 mg/L	<1.95 mg/L
Okra	IgG	Very Low	1.67 mg/L	<5 mg/L
Okra	IgG4	Very Low	0.00 mg/L	<1.2 mg/L
Okra	C3d	Positive		
Onion	IgA	Very Low	0.00 mg/L	<1.95 mg/L
Onion	IgG	Very Low	0.00 mg/L	<2 mg/L
Onion	IgG4	Very Low	0.00 mg/L	<1.2 mg/L
Onion	C3d	Negative		
Pumpkin	IgA	Very Low	0.00 mg/L	<1.95 mg/L
Pumpkin	IgG	Very Low	0.00 mg/L	<2 mg/L
Pumpkin	IgG4	Very Low	0.00 mg/L	<1.2 mg/L
Pumpkin	C3d	Negative		
Radish / Daikon	IgA	Very Low	0.00 mg/L	<1.95 mg/L
Radish / Daikon	IgG	Very Low	0.25 mg/L	<2 mg/L
Radish / Daikon	IgG4	Very Low	0.00 mg/L	<1.2 mg/L
Radish / Daikon	C3d	Negative		
Rhubarb	IgA	Very Low	0.00 mg/L	<1.95 mg/L
Rhubarb	IgG	Very Low	1.08 mg/L	<4 mg/L

Sample Report

US BioTek Laboratories' proprietary ELISA analyses are designed to assay specific IgG (subclasses 1, 2, 3, 4) and IgA (subclasses 1, 2) antibodies. The classification of 0 to IV denotes the level of IgG and/or IgA antibodies detected through spectrophotometric analysis. C3d is a qualitative procedure to detect presence (positive/negative) of complement C3d on IgG. The antigens on the panel are subject to change without prior notice. Reference ranges are updated periodically. This test was developed and its performance characteristics determined by US BioTek Laboratories, LLC, 16020 Linden Ave N, Shoreline, WA 98133, USA. Test methodology has not been cleared or approved by the U.S. Food and Drug Administration.

Provider: _____
Patient: _____-_____
Accession #: 000000000000000
Collected:

Sex:
Age:
Received:

Completed:

IgA
IgG
IgG4
C3d ⊖ ⊕

Vegetables (Continued)

Antigen Name	Analyte	Class	Value	Very Low Range
Rhubarb	IgG4	Very Low	0.00 mg/L	<1.2 mg/L
Rhubarb	C3d	Positive		
Spinach	IgA	Very Low	0.00 mg/L	<1.95 mg/L
Spinach	IgG	Moderate	4.90 mg/L	<2 mg/L
Spinach	IgG4	Very Low	0.00 mg/L	<1.2 mg/L
Spinach	C3d	Positive		
Squash	IgA	Very Low	0.00 mg/L	<1.95 mg/L
Squash	IgG	Very Low	0.95 mg/L	<2 mg/L
Squash	IgG4	Very Low	0.00 mg/L	<1.2 mg/L
Squash	C3d	Negative		
Sweet Potato	IgA	Very Low	0.00 mg/L	<1.95 mg/L
Sweet Potato	IgG	Very Low	0.59 mg/L	<2 mg/L
Sweet Potato	IgG4	Very Low	0.00 mg/L	<1.2 mg/L
Sweet Potato	C3d	Negative		
Turnip	IgA	Very Low	0.00 mg/L	<1.95 mg/L
Turnip	IgG	Very Low	0.00 mg/L	<2 mg/L
Turnip	IgG4	Very Low	0.00 mg/L	<1.2 mg/L
Turnip	C3d	Positive		
Tomato	IgA	Very Low	0.00 mg/L	<1.95 mg/L
Tomato	IgG	Very Low	2.78 mg/L	<3 mg/L
Tomato	IgG4	Very Low	0.00 mg/L	<1.2 mg/L
Tomato	C3d	Negative		
Wasabi	IgA	Very Low	0.00 mg/L	<1.95 mg/L
Wasabi	IgG	Very Low	0.30 mg/L	<2 mg/L
Wasabi	IgG4	Very Low	0.00 mg/L	<1.2 mg/L
Wasabi	C3d	Positive		
White Potato	IgA	Very Low	0.00 mg/L	<1.95 mg/L
White Potato	IgG	Very Low	0.00 mg/L	<2 mg/L
White Potato	IgG4	Very Low	0.00 mg/L	<1.2 mg/L
White Potato	C3d	Negative		
Zucchini Squash	IgA	Very Low	0.00 mg/L	<1.95 mg/L
Zucchini Squash	IgG	Very Low	0.00 mg/L	<2 mg/L
Zucchini Squash	IgG4	Very Low	0.00 mg/L	<1.2 mg/L
Zucchini Squash	C3d	Negative		

Sample Report

US BioTek Laboratories' proprietary ELISA analyses are designed to assay specific IgG (subclasses 1, 2, 3, 4) and IgA (subclasses 1, 2) antibodies. The classification of 0 to IV denotes the level of IgG and/or IgA antibodies detected through spectrophotometric analysis. C3d is a qualitative procedure to detect presence (positive/negative) of complement C3d on IgG. The antigens on the panel are subject to change without prior notice. Reference ranges are updated periodically. This test was developed and its performance characteristics determined by US BioTek Laboratories, LLC, 16020 Linden Ave N, Shoreline, WA 98133, USA. Test methodology has not been cleared or approved by the U.S. Food and Drug Administration.